

J. D. M. V. P. Co. Op. Samaj's S. S. Patil Arts, Shri Bhausaheb T. T. Salunkhe Commerce and
Shri G. R. Pandit Science, College, Jalgaon, College Code-100002

STUDENT SATISFACTION SURVEY REPORT 2018-19

Note: All Questions are compulsory attempted, each question has five options choose the most appropriate one.

- I. Name of Student:
- II. Class:
- III. Mobile Number:
- IV. Gender:
 - A. Male
 - B. Female
- V. What degree program you are pursuing?
 - A. Bachelors
 - B. Master's
- VI. What Subject area are you currently pursuing?
 - A. Arts
 - B. Commerce
 - C. Science
 - D. Professional

1. How much of the syllabus was covered in the class?

- A. 85 to 100%
- B. 70 to 84%
- C. 55 to 69%
- D. 30 to 54%
- E. Below 30%

2. How well did the teachers prepare for the classes?

- A. Thoroughly
- B. Satisfactorily
- C. Poorly



- D. Indifferently
- E. Wouldnot teachat all

3. How well were the teachers able to communicate?

- A. Alwayseffective
- B. Sometimeeffective
- C. Justsatisfactorily
- D. Generallyineffective

4. The teachers approach to teaching can best be described as

- A. Excellent
- B. VeryGood
- C. Good
- D. Fair
- E. Poor

5. Fairness of the internal evaluation process by the teachers


- A. Alwaysfair
- B. Usuallyfair
- C. Sometimeunfair
- D. Usuallyunfair
- E. Unfair

6. Was your performance in assignments discussed with you?

- A. EveryTime
- B. Usually
- C. Occasionally/ Sometime
- D. Rarely
- E. Never

7. The institute takes active interest in promoting internship, student exchange, field visit opportunities for students.

- A. Regularly
- B. Often
- C. Sometime
- D. Rarely



E. Never

8. The teaching and mentoring process in your institution facilitates you in cognitive, social and emotional growth

- A. Significantly
- B. Very Well
- C. Moderately
- D. Marginally
- E. Not at all

9. The institution provides multiple opportunities to learn and grow.

- A. Strongly agree
- B. Agree
- C. Neutral
- D. Disagree
- E. Strongly Disagree

10. Teachers inform you about your expected competencies, course outcomes and program outcomes.


- A. Every Time
- B. Usually
- C. Occasionally/ Sometime
- D. Rarely
- E. Never

11. Your mentor does a necessary follow-up with an assigned task to you

- A. Every Time
- B. Usually
- C. Occasionally/ Sometime
- D. Rarely
- E. I don't have a mentor

12. The teachers illustrate the concepts through examples and applications

- A. Every Time



- B. Usually
- C. Occasionally/ Sometime
- D. Rarely
- E. Never

13. The teachers identify your strengths and encourage you with providing right level of challenges

- A. Fully
- B. Reasonably
- C. Partially
- D. Slightly
- E. Unable to

14. Teachers are able to identify your weaknesses and help you to overcome them

- A. Every Time
- B. Usually
- C. Occasionally/ Sometime
- D. Rarely
- E. Never

15. The institution makes effort to engage students in the monitoring, review and continuous quality improvement of the teaching learning process

- A. Strongly agree
- B. Agree
- C. Neutral
- D. Disagree
- E. Strongly Disagree

16. The institute/ teachers use student centric methods, such as experiential learning, participative learning and problem solving methodologies for enhancing learning experiences


- A. To a great extent
- B. Moderate
- C. Somewhat
- D. Very little




- E. Notat all
17. Teachers encourage you to participate in extra curricular activities
- A. Stronglyagree
 - B. Agree
 - C. Neutral
 - D. Disagree
 - E. StronglyDisagree
18. Efforts are made by the institute/ teachers to inculcate soft skills, life skills and employability skills to make you ready for the world of work
- A. To agreat extent
 - B. Moderate
 - C. Somewhat
 - D. Verylittle
 - E. Notat all
19. What percentage of teachers use ICT tools such as LCD projector, Multimedia, etc. while teaching
- A. Above90%
 - B. 70-89%
 - C. 50-69%
 - D. 30-49%
 - E. Below29%
20. The overall quality of teaching-learning processing your institute is very good
- A. Stronglyagree
 - B. Agree
 - C. Neutral
 - D. Disagree
 - E. StronglyDisagree
21. Give three observations / Suggestions to improve the overall teaching-learning experience in the Institute.

Name of Student:-

Signature




PRINCIPAL
J.D.M.V.P.S.
Shri S.S. Patil Arts, Shri Bhausaheb
T.T. Salunkhe Commerce and
Shri G.R. Pandit Science College, Jalgaon

Result and Analysis of Student Satisfactory Survey

- As our college is affiliated to a university, we follow the university curriculum. Faculties actively participate in curriculum design and development workshops. BOS members and other faculty members contribute to curriculum design and development. College Department collects feedback from students through oral feedback. Orally feedback of students is taken regarding the syllabus.

Feedback on Curriculum


Student's feedback on Curriculum

I Science faculty:

In Science faculty, 90% Student stated that the depth of the course content is adequate in relation to the expected course outcomes. Whereas 30 % students has given average response.

Approximate 80 % students responded that the syllabus of the subject is career oriented whereas 30 % students responded average satisfaction level. 80% students are satisfied with the sequential arrangement of the units in the syllabus and 10 % students are feeling burden of the syllabus in the sense of size of the syllabus for limited period of semesters. 70 % students reported that the design of the courses in terms of extra learning or self-learning considering is excellent. Around 90% students answered that the course/syllabus has good balance between theory and application. Approximately 80% students answered that the syllabus has helped to improve their ability to formulate, analyse and solve problems. More than 80% of the students stated that the curriculum is helpful for their employability as well as for various competitive examinations.

Few students have commented that the contents of the syllabus should match with the current technology and they are ready to grab with the advanced technology in Physics, Chemistry, Electronics, Zoology, Botany, Microbiology, Statistics, Mathematics and Computer Science. With reference to above suggestions from the students the college administration has communicated to the Board of Studies for their consideration. Further the teachers have been taken part in the reformation of curriculum of respective subjects and suggested the modifications for the betterment of the curriculum.



2. Humanities

In the departments of Humanities, 80% Student stated that the depth of the course content is adequate in relation to the expected course outcomes. Whereas 20 % students has given average response.


Approximate 78 % students responded that the syllabus of the subject is career oriented whereas 22 % students responded average satisfaction level. 85% students are satisfied with the sequential arrangement of the units in the syllabus and 17 % students are feeling burden of the syllabus in the sense of size of the syllabus for limited period of semesters. 70 % students reported that the design of the courses in terms of extra learning or self-learning considering is excellent. Around 91% students answered that the course/syllabus has good balance between theory and application. Approximately 84% students answered that the syllabus has helped to improve their ability to formulate, analyze and solve problems. More than 83% of the students stated that the curriculum is helpful for their employability as well as for various competitive examinations.

Few students have commented that the contents of the syllabus should match with the current scenario and they are ready to grab the opportunities in the departments of Humanities such as Marathi, Hindi, English, Urdu, Sociology, History, Political Science, Geography, Defence Studies, Economics, Psychology. With reference to above suggestions from the students the college administration has communicated to the Board of Studies for their consideration. Further the teachers have been taken part in the reformation of curriculum of respective subjects and suggested the modifications for the betterment of the curriculum.


3. Commerce and Management

In the departments of Commerce, 78% Student stated that the depth of the course content is adequate in relation to the expected course outcomes. Whereas 22 % students has given average response.

Approximate 72 % students responded that the syllabus of the subject is career oriented whereas 28% students responded average satisfaction level. 81% students are satisfied with the sequential arrangement of the units in the syllabus and 19 % students are feeling burden of the syllabus in the sense of size of the syllabus for limited period of semesters. 71 % students reported that the design of the courses in terms of extra learning or self-learning considering is



excellent. Around 88% students answered that the course/syllabus has good balance between theory and application. Approximately 84% students answered that the syllabus has helped to improve their ability to formulate, analyze and solve problems. More than 83% of the students stated that the curriculum is helpful for their employability in Commerce and Management.



A handwritten signature in blue ink, appearing to be "J.D.M.V.P.S.", written over the printed name of the principal.

PRINCIPAL
J.D.M.V.P.S.
Shri S.S. Patil Arts, Shri Bhausahab
T.T. Salunkhe Commerce and
Shri G.R. Pandit Science College, Jalgaon